

Combustion

Explore our Technologies


All Wheel Drive

On-Demand Couplings

for combustion vehicles

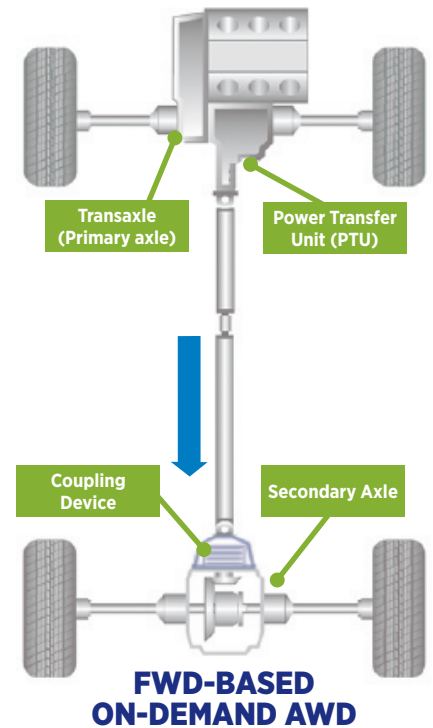
All Wheel Drive On-Demand Couplings

All Wheel Drive On-Demand Couplings for FWD-based vehicles provide front to rear axle torque transfer with automated locking torque calculations.



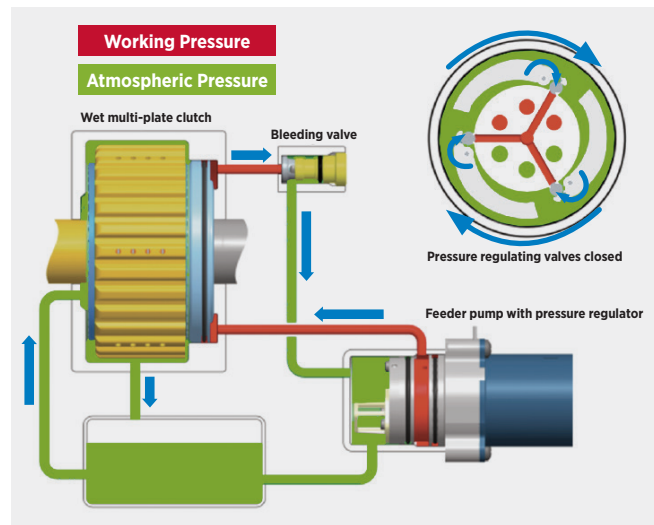
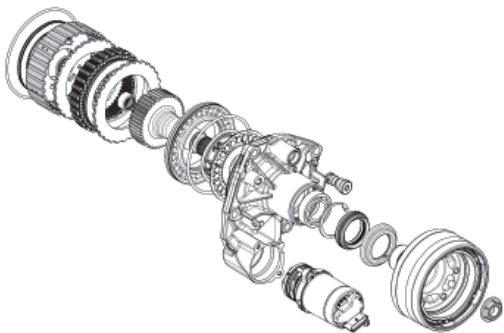
Features and Benefits

- High torque accuracy and fast response time
- High thermal capacity
- Fully integrated electronics
- Low weight
- Modular design
 - 900Nm up to 2000Nm
 - Supports internal and external torque request
- Scalable torque capacity
 - Piston area
 - Number of lamellas
- Eco Mode
 - Minimal drag torque
 - Motor completely off
 - Optional eco valve
- Proven GenV pump concept



Vehicle Setup

- ECU connected to CAN, CAN FD or FlexRay
- Fully compatible with ESP system
- Integrated diagnostics
- Wet lamella package
- Electro-hydraulic actuator
- Centrifugal over-flow valve
- Bleeding valve



For Additional
BorgWarner Information:
borgwarner.com