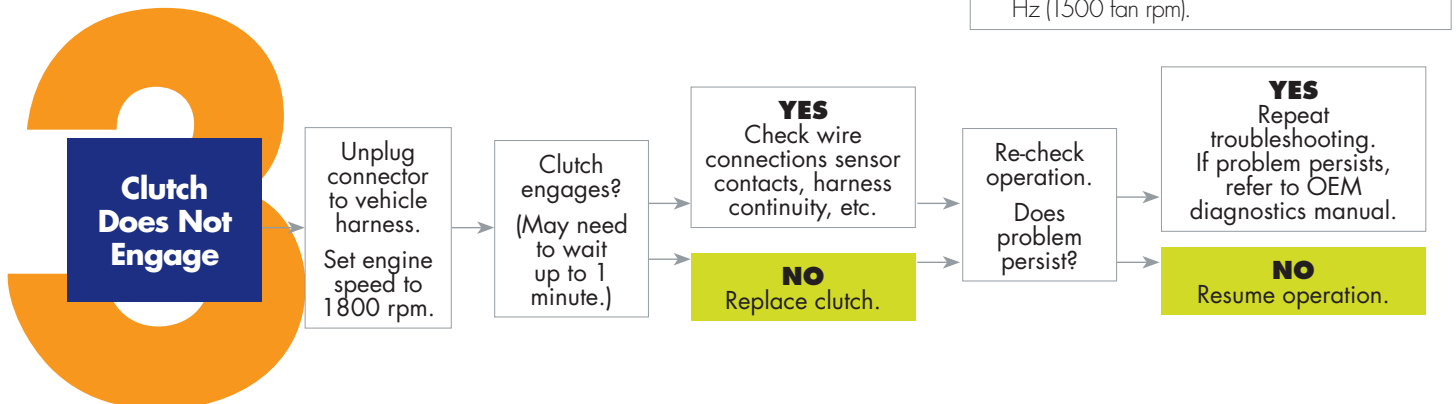
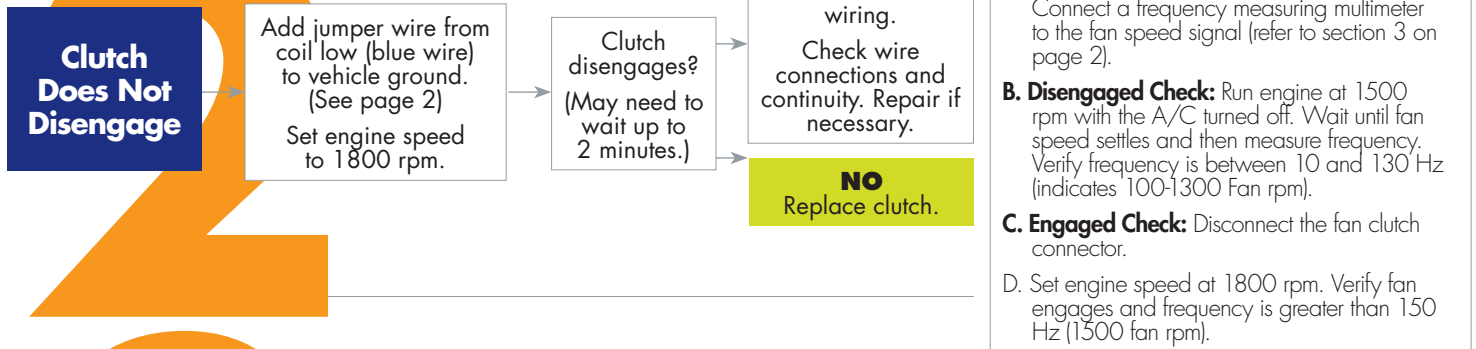
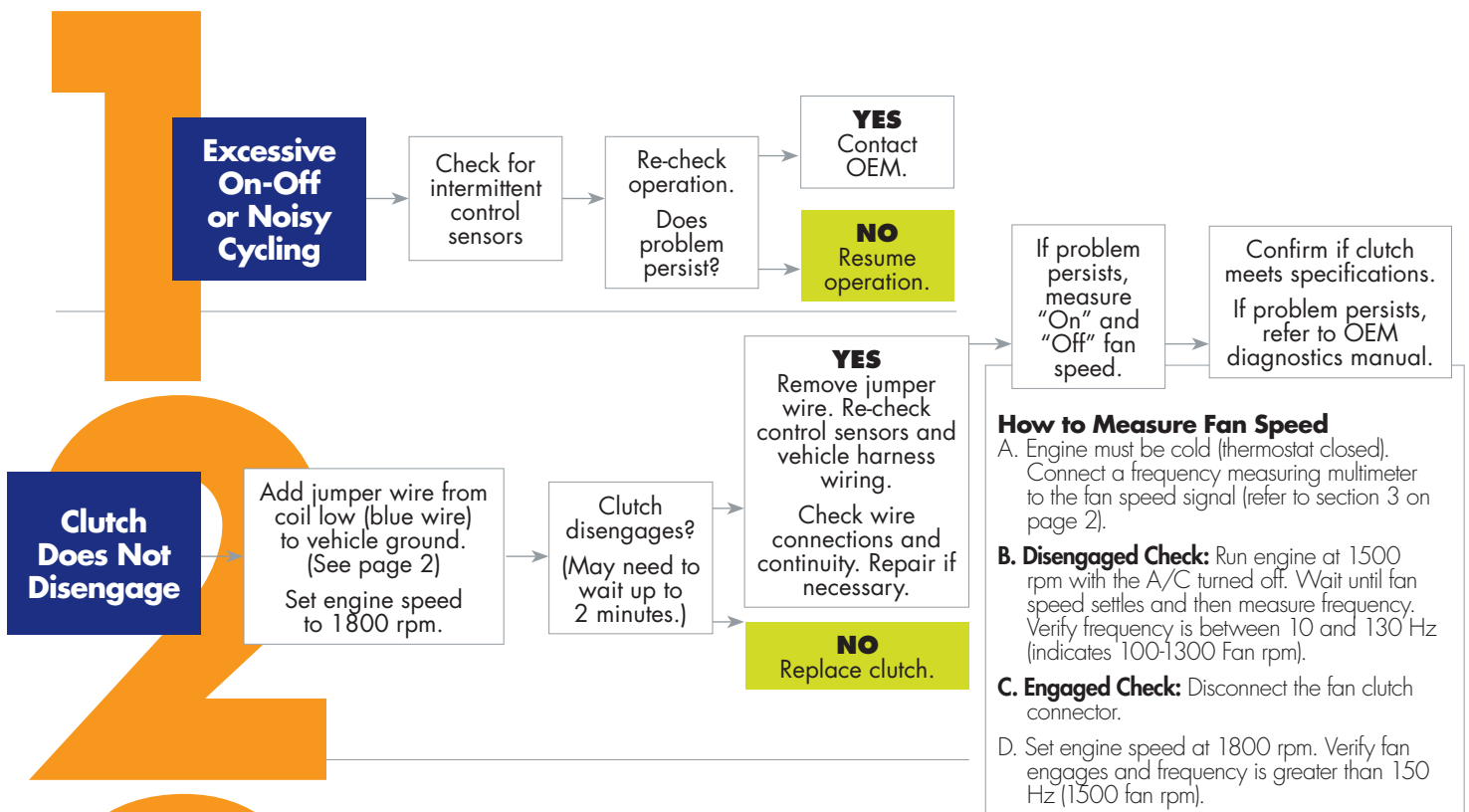
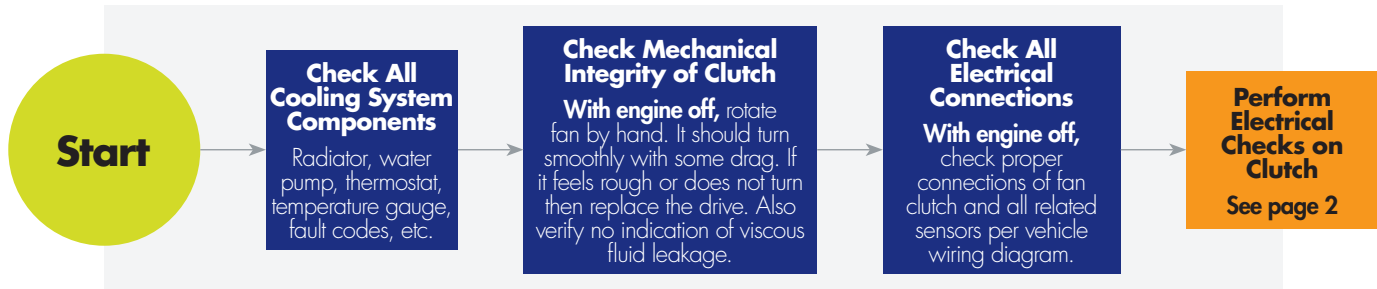


Visctronic 12 Volt 732/842/882 Fan Drives

Troubleshooting Guide



Visctronic 12 Volt 732/842/882 Fan Drives

Electrical Checks

Required Tools:

Multimeter capable of measuring resistance, voltage and frequency.

Power Supply with Amp usage display. Alternatively, a multimeter set to measure current may be used in series with any 12Vdc supply.

1 Fan Clutch Visual Wire Color Check

Note: Connector style and pin-out may vary.
USE WIRE COLORS TO IDENTIFY CONNECTIONS
Engine must be off and fan not turning.

2 Fan Clutch Valve Solenoid

Disconnect fan clutch connector from vehicle harness connector.

Apply 12 Vdc across RED wire (+) and BLUE wire (-) and verify that the current draw is reading 1.0 - 2.0 Amps.

If a power supply with Amp usage display is not available, this can be done by probing or connecting to the fan drive connector pins or wires and placing a multi-meter in series with either connection between the power source and fan drive connections.

Set the multi-meter to measure at least 2 Amps. Note: If reading is zero, make sure that

- 1) the polarity is correct at the fan drive connections
- 2) the multi-meter is configured to read at least 2 Amps and that any protective fuses in the meter are not blown.
- 3) A shorted fan drive could cause current draw to exceed 2.0 Amps and blow a fuse in a meter.

If available, use a power supply that limits available current to within the Amp measuring capability of the meter.

3 Fan Speed Signal Check

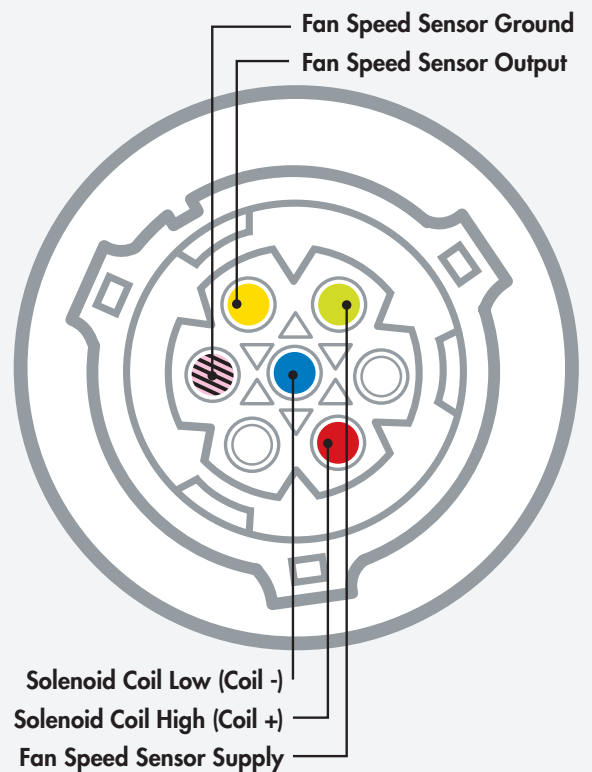
Turn key on but DO NOT start engine.
Connect fan clutch to vehicle harness.

Using a multimeter, measure Voltage across the fan speed sensor output (YELLOW wire) and fan speed sensor ground (PINK/BLACK wire) while manually rotating the fan. Make the connections by back-probing the fan drive or vehicle-side connector or removing insulation as needed to access the wires.

Verify voltage alternates from <0.5 V to ≈5 V (6 times per revolution)

Fan Clutch Connector View

(Looking into the pin side)



For additional BorgWarner Thermal Systems information, contact:

Customer Service at 800-787-6464
or info-na@borgwarner.com